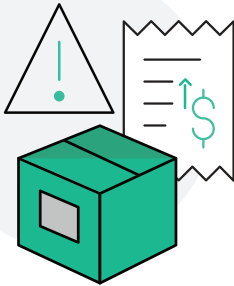


# BENCHMARKING



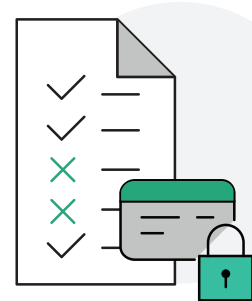
## RISKS

- Paying higher prices for non-contract items
- Unknown entity price variances
- Incorrect contract price



## SOLUTIONS

- Identification of high opportunity items
- Consolidation of purchase recommendations
- Future savings assessment
- Match purchased items to industry benchmark pricing



## RESULTS

- Lowest available item pricing by vendor and category
- Annualized savings of implemented new pricing
- Stronger effectiveness during contract negotiations

## HEALTH SYSTEM BENEFITS

1

Ability to remain competitive in the ever-changing healthcare marketplace

2

Increased knowledge base about industry pricing

3

Improved bottom lines as result of reduced supply cost

# THE TAG DIFFERENCE

*"TAG has already recovered \$2.5 million in claims for us, and offered real-world solutions that can work for our company as a means to fix the breakdowns"*

- Keith Van Fleet, Controller for Atlantic Health System



## **TAG's Spend Optimization Solution™**

analyzes **1,000,000+ lines** of transactional data each week



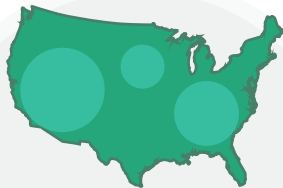
Analyzing major hospitals' & health systems' "Flow of Funds"

**since 1988**



**\$ 900k**  
to  
**\$ 2.5M**

in average recoveries per audit



**500+**

hospitals and health systems across the USA



## **Experts in:**

PeopleSoft  
Lawson  
McKesson

*"After using TAG, I now understand the difference. I've used other auditing companies before and the added benefits and thoroughness that TAG incorporates into their process is why I continue to use them exclusively."*

- Steve Kelly, Director of Disbursements at Penn Medicine



REDUCE RISK | OPTIMIZE FUNDS

16141 Swingley Ridge Rd., Ste. 310 | Chesterfield, MO 63017 | 800-383-7963 | theauditgroup.com